Information for people using LONASEN® tape 20 mg/30 mg/40 mg

LONASEN tape is a product that alleviates symptoms such as difficulty in organizing thoughts, lowered motivation, and hallucinations and delusions by adjusting the balance of information transmitters in the brain.

How to use LONASEN tape

- To use LONASEN tape, remove all of the tape previously applied and apply new tape to different sites from the previous application **once a day around the same time each day**.
- The amount of the tape is adjusted according to your symptoms. Apply as directed by your primary care physician. Do not change the amount applied or stop applying the tape at your own discretion.

Correct way to apply LONASEN tape

1 Determine the time of application

- Determine the time of the day when it is easy to replace the tape every day. (for example: peel off before bathing and apply after bathing, or replace when getting up and getting dressed in the morning)

2 Determine the sites of application

- Choose from either the **chest, abdomen, or back**.

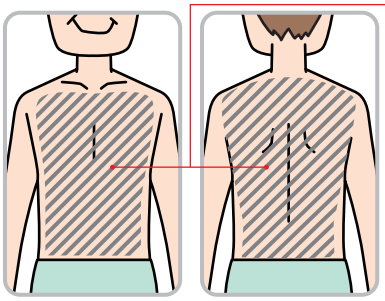

- Choose **a site covered by clothing**.
- Do not apply to sites with wounds, eczema or dermatitis, etc.
- Do not apply the tape to sites where cream, ointment or the like has just been applied. That will make it peel off easily.
- When replacing the tape, **make sure that all of the tape previously applied has been removed from your body** and apply new tape to a **different site from the previous application.**

3 Wipe the application site with a towel or the like to remove moisture and sweat and to clean the area

4 Carefully tear open the 3 parts of the packaging bag in numerical order and remove the LONASEN tape contained inside

- Open the packaging bag of LONASEN tape **immediately before application**.

5 Peel off only one side of the liner (transparent film)

The liner is the transparent film on the back of the tape. There is a break where it states, "ここからはがす (peel from here)".

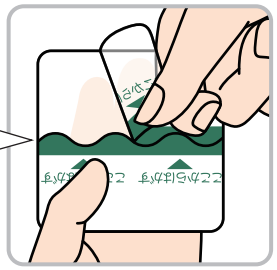

6 Apply LONASEN tape

- Press the adhesive surface against the application site and apply only one side.

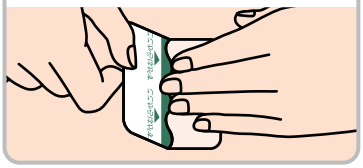

- While pressing down on the portions applied, peel off the other liner and apply the remaining tape.

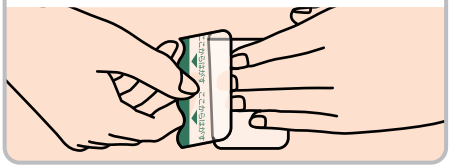

- When applying more than one tape, make sure that the tape does not overlap.
- Do not cut LONASEN tape with scissors, etc.

Continued on the reverse side

Precautions when replacing and how to discard LONASEN tape

- When replacing the tape, **carefully remove all of the tape previously applied and confirm all of the previously applied tape has been removed** before replacing these with new LONASEN tape.
- Fold the used tape in half with the adhesive sides facing inward towards each other and discard this out of reach of children.

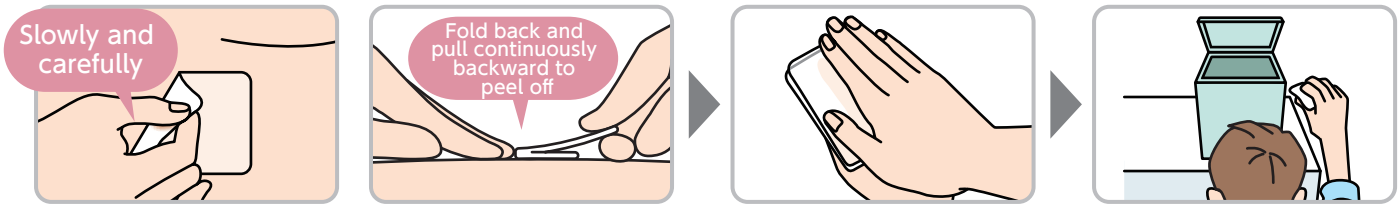

Storage method

- Keep out of reach of children and store away from heat.
- Store the packaging bag of LONASEN tape without opening, and open the bag immediately before application.

Precautions while using LONASEN tape

Precautions regarding the tape and application site

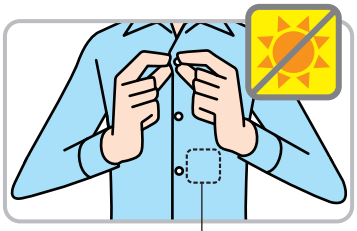

LONASEN tape application site
(protect the area from direct sunlight)

- **While the tape is applied and for 1 to 2 weeks after removal, cover the application site with clothing to protect it from direct sunlight.**
- **If LONASEN tape peels off slightly**, keep the edge of the tape down with surgical tape or the like.

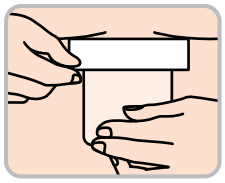

- **If LONASEN tape completely peels off and keeping it applied is difficult**, apply a new tape. In such an instance, perform the next replacement within 24 hours, around the usual time of replacement.
- **Redness, eczema or itching may appear/occur at the application site**. If such symptoms appear, consult your primary care physician or pharmacist.
- **If you see a physician other than your primary care physician, make sure to inform him/her that you are using LONASEN tape.**

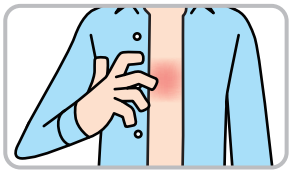

Other important precautions

- **Do not operate dangerous machinery such as driving a car**. Sleepiness and decreased attention may occur.
- **Refrain from drinking alcohol**. Alcohol may intensify the effects of this pharmaceutical product.
- **If any of the following symptoms occur, consult your primary care physician immediately.**
  - Sudden fever (that is 38° C or higher)
  - Involuntary movements around the mouth such as movements of the tongue, the tongue moving in and out, and/or constant biting
  - Thirst, drinking a lot of water, and/or urinating a lot or often
  - Tremor of limbs
  - Muscle stiffness
- **If more than the amount instructed by the physician is applied, the above symptoms are likely to occur. Make sure to apply the tape as instructed by your physician.**
- **If other medications are taken/used together with LONASEN tape, make sure to notify your primary care physician or pharmacist.**

Videos and documents on how to use LONASEN tape (Japanese website)

https://healthcare-sumitomo-pharma.jp/product/lonasentape/info/

If you experience any concerning symptoms, consult your primary care physician or pharmacist.

Sumitomo Pharma Co., Ltd.

[Revised August 2022] LOT N-05198v01